

Dear Parent or Guardian,

It's hard to believe that the end of the year is already upon us! We would like to thank you again for your support this year. In an attempt to be sure that all of our hard work does not disappear over the summer, please continue to support your child by enjoying together this Summer Packet.

Included you will find ideas for all sorts of activities, car trip/field trip suggestions, book lists, a reading log, high-frequency words and helpful bookmarks.


These ideas have been put together by teachers across our district in the hopes that you will all have a fun summer of continued growth.

Here are some helpful websites, too;

To access information on expectations in math and language Arts, visit: www.michigan.gov/mde and click on "K-12 Curriculum"

For information on the many activities of our area libraries, visit: www.Brightonlibrary.info and www.howelllibrary.org

Have fun! See you in the fall!



Frequently Used Words

a
after
all
an
and
are
am
as
asked
at
away
back
be
because
before
big
boy
but
by
came
can
come
could

day
did
do
don't
down
for
from
get
go
going
good
had
has
have
he
her
here
him
his
house
how
I
I'm

if
in
into
is
it
just
keep
kind
know
like
little
look
looked
long
make
man
mother
me
my
no
not
now
of

old
on
one
or
out
out
over
people
play
put
ran
run
said
saw
see
she
so
some
that
the
then
there
they

this
three
to
too
two
up
us
very
was
we
went
were
what
when
where
will
wish
would
you
your

PLACES TO VISIT

Much more at www.travel.michigan.org

1. Ann Arbor Hands On Museum

220 E. Ann Arbor 734-995-5439

2. Children*s Museum

1602 W. Third Flint 810-767-5437

3. Cranbrook Art Museum and Institute of Science

39221 Woodward Bloomfield Hills 248-645-3323 and 877-462-7262

4. Henry Ford Museum and Greenfield Village

20900 Oakwood Blvd. Dearborn 800-835-5237

5. Michigan Space Center

2111 Emmon Rd. Jackson 517-787-4425

6. MSU Museum

101 West Circle East Lansing 517-355-2370

7. U of M Exhibit Museum

1109 Geddes Ave. Ann Arbor 734-763-6085

8. Crossroads Village/Huckleberry Railroad

5045 Stanley Rd. Flint 800-648-7275

9. Cook*s Farm Dairy

2950 Seymour Lake Rd. Ortonville 248-627-3329

10. Howell Nature Center

1005 Triangle Lake Rd. Howell 517-546-0249

11. Coe Rail Scenic Train

840 N. Pontiac Trail Walled Lake 248-960-9440

12. State Capitol

Lansing 517-373-2353

13. Impression 5 Science Museum

200 Museum Dr. Lansing 517-485-8116

14. Potter Park Zoo

1301 S. Pennsylvania Lansing 517-702-4730

15. Longway Planetarium

1310 E. Kearsley Flint 810-237-3400

16. New Detroit Science Center

5020 John R. Detroit 313-577-8400

17. Belle Isle Aquarium

Detroit 248-398-0903

18. Detroit Zoo

8450 W. Ten Mile Royal Oak 248-398-0900

CAR TRIPS

Take advantage of the time when your child has to sit for long periods of time.

- * Make a lap board to provide a hard surface for a variety of activities. (Cut a 9x12 piece of wood or use a clip board.)
- * Provide a tote bag with books, pencils, crayons, scissors, glue, paper pads. Small puzzles, flashcards and coloring/activity/dot-to-dot books travel well.

Play MEMORY GAMES like:

- * "I'm going on a trip" ... Each person adds one item and says all the previous items in the correct order. May also be done in ABC order..

- * "10 Questions" ... One person thinks of an object; others get 10 questions to discover what it is. Encourage questions beyond color, size, shape - (Ex: Do you play with it? Do you eat it? Do you find it?)

- * Read signs, mile markers, maps

- * Buy postcards at different stopping points along the way during your trip. Let your child write a sentence or more on the back. Hole punch and tie together with yarn or use a binder ring to make a book of where you have been!

HAVE FUN!

Dear Parents,

Here is a leveled book list of books you should be able to check out of the library and strategies that will help your child prepare for 2nd grade. What is most important, are the strategies your child should be using. It is also fine for you to read one page and your child the next. Most importantly, make it easy and enjoyable.

As you are reading with your child, it is important to talk about what is happening in the story and what is going to happen next to help them think about the story. You should also discuss the various aspects of the story (characters, setting, problems, solutions, events, lesson learned, etc. etc.)

Happy Reading,

HPS 1st Grade Teachers

Early Readers (Level 7-11)

Strategy: Starting to check all the way through words and divide words into chunks when necessary. When stuck on words going back and rereading, then dividing into chunks as needed more and more often.

What to say: "Say that word slowly and run your finger under it. Are the sounds coming out your mouth matching the letters on the page?"

"Go back and reread, start to say it, and divide it into chunks." (at this point you may need to show your child the chunks with your finger.)

What to do: Sight word games, chunk games

Any Dear Dragon Books Hillert, Margaret
Animal Babies Pope
Buzz Said the Bee Ready Steps
Eat Your Peas, Louise Snow, P.
Farmer in the Dell Scholastics
Five Little Monkeys Jumping on the Bed Chistelow,
Flying Crews,
Go, Dog, Go Eastman, P.
Here Are My Hands Martin, B.
Lucy's Rooster Eggleton, Jill
One Gorilla Morozumi, J.
Roll Over! Peek, M.

Sam the Scarecrow Gordon
Sheep in a Jeep Shaw, N.
Skating on Thin Ice Everett
Spot's First Walk Hill
Ten Bears in My Bed Mack, Stan
The Yellow Boat Hillart, M.
Three Billy Goat's Gruff Appleby, F.
Up, Up and Away Hillert, Margaret
When You Were a Baby Jonas, A.
Who Goes to School? Hillert, Margaret
Whose Moose Are You Kraus, R.

Developing Readers (Levels 12-16)

Big Fat Worm, The Van Laan, Nancy
Busy Monday Morning Domanska, J.
Carrot Seed Krauss, R.
Clifford's Thanksgiving Visit Bridwell, N.
Cookies and Crutches Delton, Judy
Curious George Rey, H.A.
Day I Had to Play with My Sister Bonsal, C.
Dog, The Burningham, J.
Giant Pumpkin, The Cowley, Joy
Gone Fishing Long, Elerie
Growing Vegetable Soup Ehlert, L.
I Like Things Hillert, Margaret
I Took My Frog to the Library Kimmel, Eric
I Wish I Was Sick, Too Alhki
Jason's Ride Ziefert
Just Me and My Puppy Mayer, Mercer

Mike and Tony Ziefert, H.
Mother, Mother I Want Another Polushkin,
New House for Mole and Mouse Ziefert, H.
Nicky Upstairs and Down Ziefert, H.
One Fish, Two Fish, Scuss,
One Monday Morning Shulevitz, U.
Peanut Butter, Jelly Westcott, N.
Pelican, The Cutting, Brian
Pumpkin, Pumpkin Titherington, Jean
Rain! Rain! Greene, Carol
Road Robber Cowley, Joy
Ronald Morgan Goes to Bat Giff, Patricia
Secret Valentine Damon, L.
Shortcut Crews, Donalds
Show and Tell Munsch, R.
Soccer Game Maccaroni, G.

Fluent Readers (Levels 17+)


A Color of his Own Lionni, Leo
Airplanes Petersen, David
All Along the River Fowler, A.
Angel Child, Dragon Child Surat, Michele
Barney's Horse Hoff, Syd
Best Friends Giff, P.
Candy Corn Contest Giff, P.
Spot's First Christmas Hill, E.
Ten Apples Up On Top LaSieg, Theo
There's a Wocket in My Pocket Seuss, Dr.
This is My House Dorris, A.
Best Teacher in the World Giff, P.
Little Danny Dinosaur Craig
Man Who Didn't Do His Dishes Krasilovsky, P.

Two Dog Biscuits Cleary, Beverly
Weather Words Gibbons, G.
Who Put the Pepper in the Pot Cole, Joanna
Who Sank the Boat? Allen, P.
Wind and the Sun dePaola, T.
Wind Blew Hutchins, P.
Amigo Baylor, Byrd
Arthur Books By, Hoban, L.
Baby Sister for Frances Hoban, R.
Boy in the Crowder, The Munsch, R.
Cam Jansen Books By, Adler
Mitten, The Brett, Jan
Napping House Wood, Audrey
Nate the Great: Fishy Prize Sharmat, M.

Beginning Chapter Book List

1. Henry and Mudge
 2. Arthur Chapter Books
 3. Frog and Toad
 4. I Can Read Books (many different titles)
 5. Amelia Bedelia
 6. Bobby Seals
 7. Nate the Great
 8. Horrible Harry
 9. Annie Bananie
 10. Polk Street Kids
 11. Doug Series
 12. Cam Jansen
 13. Hello Reader Books (many different titles)
 14. Junie B. Jones
 15. Bailey School Kids
 16. Pee Wee Scouts
 17. First Stepping Stone Books (many different titles)
 18. Boxcar Children
 19. Magic Tree House
 20. Babysitter's Club
 21. Berenstain Bear Scouts
 22. The Littles
 23. Captain Underpants
 24. Aldo
 25. Let's Read and Find Out About Science
 26. Ramona
 27. Mary Kate and Ashley
- Various Authors
28. Patricia Reilly Giff
 29. Jean Craighead George-non fiction
 30. Carol Greene-autobiographies
 31. Ronald Dahl

Student Book Log



Book You Have Read/Listened To

Do you recommend?

	😊	☹️
	😊	☹️
	😊	☹️
	😊	☹️
	😊	☹️
	😊	☹️
	😊	☹️
	😊	☹️
	😊	☹️
	😊	☹️
	😊	☹️
	😊	☹️
	😊	☹️
	😊	☹️
	😊	☹️
	😊	☹️
	😊	☹️
	😊	☹️
	😊	☹️

GO Map

Please use with your child for oral retelling.
Please keep it in your child's Book Bag.

The characters were...
The setting was...
The problem was...

First...
Next...
Then...
Last...

The problem was
solved when...

Feelings of the characters
were...

Feelings I had when I read
the story were...

Connections to myself...
Connections to other text:
Connections to the world
(lesson to learn from story)

GO Map

Please use with your child for oral retelling.
Please keep it in your child's Book Bag.

The characters were...
The setting was...
The problem was...

First...
Next...
Then...
Last...


The problem was
solved when...

Feelings of the characters
were...

Feelings I had when I read
the story were...

Connections to myself...
Connections to other text:
Connections to the world
(lesson to learn from story)

The Six Keys



1. Make reading together enjoyable.



2. Consider the reader's interests, experiences, and reading level.



3. Introduce the book in a relaxed conversation.



4. Encourage the reader with specific praise.




5. Help the reader maintain the meaning of the story.



6. Read together on a consistent basis.

The Six Keys



1. Make reading together enjoyable.



2. Consider the reader's interests, experiences, and reading level.



3. Introduce the book in a relaxed conversation.



4. Encourage the reader with specific praise.




5. Help the reader maintain the meaning of the story.



6. Read together on a consistent basis.

Ways Partners Can Support Readers



WAIT... for the reader to try!

PRAISE... the reader for:

- Using pictures
- Using letter sounds
- Noticing mistakes
- Rereading
- Fixing mistakes
- Maintaining meaning
- Reading smoothly
- Using expression

CONVERSATION...

Talk with the reader when...

- He stops at a difficult word.

Partner: "Read it again and think what would make sense."

- She makes an attempt which Changes the meaning.

Partner: "What word would sound better?"


- She makes an attempt which doesn't look like the word.

Partner: "Does that look like the word you are saying?"

SAY...

"Would (say the correct word) work there?" or Tell them the word.

Ways Partners Can Support Readers



WAIT... for the reader to try!

PRAISE... the reader for:

- Using pictures
- Using letter sounds
- Noticing mistakes
- Rereading
- Fixing mistakes
- Maintaining meaning
- Reading smoothly
- Using expression

CONVERSATION...

Talk with the reader when...

- He stops at a difficult word.

Partner: "Read it again and think what would make sense."

- She makes an attempt which Changes the meaning.

Partner: "What word would sound better?"


- She makes an attempt which doesn't look like the word.

Partner: "Does that look like the word you are saying?"

SAY...

"Would (say the correct word) work there?" or Tell them the word.

**To help myself
read I can:**

1. ✓ the 

2. ↶ Go back and
read it again.


3. Get my  ready.



Does it sound right?
Does it look right?
Does it make sense?


5. Find **chunks** I know.

**To help myself
read I can:**

1. ✓ the 

2. ↶ Go back and
read it again.


3. Get my  ready.



Does it sound right?
Does it look right?
Does it make sense?

5. Find **chunks** I know.

**To help myself
read I can:**

1. ✓ the 

2. ↶ Go back and
read it again.

3. Get my  ready.



Does it sound right?
Does it look right?
Does it make sense?

5. Find **chunks** I know.

**To help myself
read I can:**

1. ✓ the 

2. ↶ Go back and
read it again.

3. Get my  ready.



Does it sound right?
Does it look right?
Does it make sense?


5. Find **chunks** I know.

**To help myself
read I can:**

1. ✓ the 

2. ↶ Go back and
read it again.

3. Get my  ready.




Does it sound right?
Does it look right?
Does it make sense?

5. Find **chunks** I know.

**To help myself
read I can:**

1. ✓ the 

2. ↶ Go back and
read it again.

3. Get my  ready.



Does it sound right?
Does it look right?
Does it make sense?

5. Find **chunks** I know.